

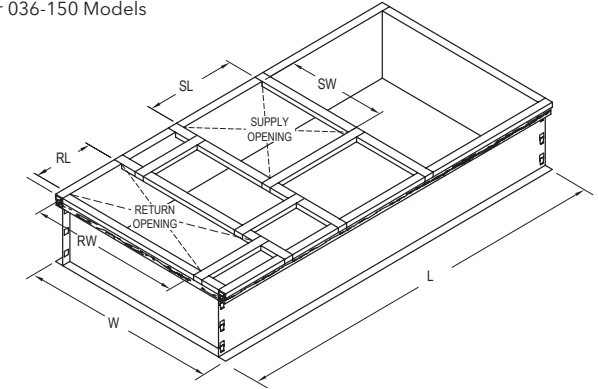
QUICK REFERENCE GUIDE



3- to 50-Ton Packaged Rooftop Units

3- to 8.5-Ton Packaged Rooftop Performance Data (Gas or Electric Heat)												
Size (tons)	3	3	4	4	5	5	6	6	7.5	7.5	8.5	8.5
Efficiency	High	Standard	High	Standard	High	Standard	High	High	High	High	High	High
Model Number	LCH/LGH 036H4E	LCH/LGH 036S4T	LCH/LGH 048H4E	LCH/LGH 048S4T	LCH/LGH 060H4E	LCH/LGH 060S4T	LCH/LGH 072H4B	LCH/LGH 074H4T	LCH/LGH 092H4B	LCH/LGH 092H4M	LCH/LGH 102H4B	LCH/LGH 102H4M
Blower Type	Direct	Belt	Direct	Belt	Direct	Belt	Belt	Belt	CAV	MSAV	CAV	MSAV
Net Cooling Capacity (Btuh)	35,200	34,800	49,000	49,000	60,000	60,000	72,000	69,000	90,000	90,000	100,000	100,000
Cooling Stages	2	2	2	2	2	2	1	2	2	2	2	2
Nominal Supply Air (cfm)	1,200	1,200	1,600	1,600	1,750	1,750	1,920	2,100	3,000	2,800	3,400	3,400
EER	12.7 (208-230V/1-3ph) 12.5 (460V, 575V/3ph)	11.6	12.8	12.5	12.7	12.5	12	12	12.7 (LCH) 12.5 (LGH)	12.7 (LCH) 12.5 (LGH)	12.4 (LCH) 12.2 (LGH)	12.4 (LCH) 12.2 (LGH)
SEER (036-060) IEER (072-102)	18 (208-230V/1-3ph) 17 (460, 575V/3ph)	15	17.6 (208-230V/1-3ph) 17 (460, 575V/3ph)	15	17.1 (208-230V/1-3ph) 17 (460, 575V/3ph)	15.5	13.5	16	13	14	12.9	14
Gas Heat Sizes (kBtuh) (up to stages)	65 (1), 108 (2)	65 (1), 108 (2)	65 (1), 108 (2), 150 (2)	65 (1), 108 (2), 150 (2)	65 (1), 108 (2), 150 (2)	65 (1), 108 (2), 150 (2)	65 (1), 108 (2), 150 (2)	65 (1), 108 (2), 150 (2)	130 (2), 180 (2), 240 (2)	130 (2), 180 (2), 240 (2)	130 (2), 180 (2), 240 (2)	130 (2), 180 (2), 240 (2)
Electric Heat Sizes (kW)	7.5, 15	7.5, 15	7.5, 15	7.5, 15	7.5, 15, 22.5	7.5, 15, 22.5	7.5, 15, 22.5, 30	7.5, 15, 22.5, 30	7.5, 15, 22.5, 30, 45	7.5, 15, 22.5, 30, 45	7.5, 15, 22.5, 30, 45	7.5, 15, 22.5, 30, 45
Blower Motor Size (HP)	0.5	0.75, 1	0.75	0.75, 2	1	1, 2	1, 2	1, 2	2, 3, 5	2, 3, 5	2, 3, 5	2, 3, 5
Weight - Shipping (lbs.) G/E	610	610	626	626	704	704	781	781	1,173	1,173	1,180	1,180
Net Weight (lbs.) G/E	549	549	565	565	643	643	720	720	1,088	1,088	1,095	1,095
Weight - Shipping (lbs.) E/E	574	574	590	590	668	668	745	745	1,125	1,125	1,132	1,132
Net Weight (lbs.) E/E	513	513	529	529	607	607	684	684	1,040	1,040	1,047	1,047
Cabinet Size - H x W x L (in.)	39 x 47 x 86				47 x 47 x 86				47 x 61 x 102			
Filter (Quantity/Size)	(4) 16 x 20 x 2				(4) 20 x 20 x 2				(4) 20 x 25 x 2			
Sound (dBA)	75	75	75	75	82	82	82	82	88	88	88	88

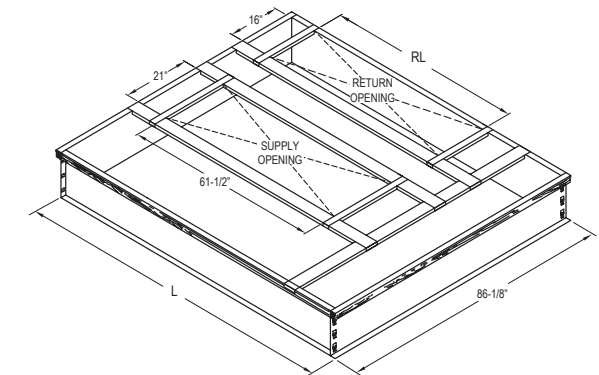
For 036-150 Models



Model No.	Length	Width	Supply Air		Return Air	
	L	W	SL	SW	RL	RW
036 to 072	79-3/4	41-1/2	19-1/8	21-1/8	12-5/8	32
092 to 150	95-3/8	54-1/4	29-3/4	21-3/4	26-3/4	29-3/4

10- to 25-Ton Packaged Rooftop Performance Data (Gas or Electric Heat)															
Size (tons)	10	10	12.5	12.5	13	13	15	15	17.5	17.5	20	20	25	25	
Efficiency	High	High	High	Standard	High	High	High	High	High	High	High	High	Standard	Standard	
Model Number	LCH/LGH 120H4B	LCH/LGH 120H4M	LCH/LGH 150H4B	LCH/LGH 150H4M	LCH/LGH 156H4B	LCH/LGH 156H4M/V	LCH/LGH 180H4B	LCH/LGH 180H4M/V	LCH/LGH 210H4B	LCH/LGH 210H4M	LCH/LGH 240H4B	LCH/LGH 240H4M/V	LCH/LGH 300S4B	LCH/LGH 300S4M	
Blower Type	CAV	MSAV	CAV	MSAV	CAV	MSAV/VAV	CAV	MSAV/VAV	CAV	MSAV	CAV	MSAV/VAV	CAV	MSAV	
Net Cooling Capacity (Btuh)	118,000	118,000	142,000 (LCH) 140,000 (LGH)	142,000 (LCH) 140,000 (LGH)	148,000	148,000	172,000	172,000	198,000	198,000	230,000	230,000	270,000	270,000	
Cooling Stages	2	2	2	2	3	3	3	3	3	3	4	4	4	4	
Nominal Supply Air (cfm)	3,600	3,300	4,100	4,100	5,000	5,000	5,250	5,250	6,125	6,125	6,400	6,400	8,400	8,400	
EER	12.2 (LCH) 12 (LGH)	12.2 (LCH) 12 (LGH)	11 (LCH) 10.8 (LGH)	11 (LCH) 10.8 (LGH)	12	12	12	12	12	12	12	12	10.5	10.5	
IEER	13.2 (LCH) 13 (LGH)	14 (LCH) 13.8 (LGH)	12.4 (LCH), 12.2 (LGH)	13.5	13.6	14.1/14.5	13.5	13.7/15.2	13	14	13.2	14.5/16	11.6 (LCH) 11.4 (LGH)	13.8	
Gas Heat Sizes (kBtuh) (up to stages)	130 (2), 180 (2), 240 (2)	130 (2), 180 (2), 240 (2)	130 (2), 180 (2), 240 (2)	130 (2), 180 (2), 240 (2)	169 (1), 260 (4), 360 (4)	169 (1), 260 (4), 360 (4)	169 (1), 260 (4), 360 (4), 480 (4)	169 (1), 260 (4), 360 (4), 480 (4)	169 (1), 260 (4), 360 (4), 480 (4)	169 (1), 260 (4), 360 (4), 480 (4)	260 (4), 360 (4), 480 (4)	260 (4), 360 (4), 480 (4)	260 (4), 360 (4), 480 (4)	260 (4), 360 (4), 480 (4)	
Electric Heat Sizes (kW)	15, 22.5, 30, 45, 60	15, 22.5, 30, 45, 60	15, 22.5, 30, 45, 60	15, 22.5, 30, 45, 60	15, 30, 45, 60	15, 30, 45, 60	15, 30, 45, 60	15, 30, 45, 60	15, 30, 45, 60, 90	15, 30, 45, 60, 90	15, 30, 45, 60, 90	15, 30, 45, 60, 90	15, 30, 45, 60, 90	15, 30, 45, 60, 90	
Blower Motor Size (HP)	2, 3, 5	2, 3, 5	2, 3, 5	2, 3, 5	2, 3, 5	2, 3, 5	3, 5, 7.5	3, 5, 7.5	3, 5, 7.5	3, 5, 7.5	5, 7.5, 10	5, 7.5, 10	5, 7.5, 10	5, 7.5, 10	
Weight - Shipping (lbs.) G/E	1,215	1,215	1,298	1,298	2,135	2,135	2,315	2,315	2,440	2,440	2,525	2,525	2,630	2,630	
Net Weight (lbs.) G/E	1,130	1,130	1,213	1,213	1,935	1,935	2,115	2,115	2,240	2,240	2,325	2,325	2,430	2,430	
Weight - Shipping (lbs.) E/E	1,167	1,167	1,250	1,250	1,985	1,985	2,165	2,165	2,290	2,290	2,375	2,375	2,480	2,480	
Net Weight (lbs.) E/E	1,082	1,082	1,165	1,165	1,785	1,785	1,965	1,965	2,090	2,090	2,175	2,175	2,280	2,280	
Cabinet Size - H x W x L (in.)	47 x 61 x 102				55 x 92 x 108				55 x 92 x 133						
Filter (Quantity/Size)	(4) 20 x 25 x 2				(6) 24 x 24 x 2				(6) 24 x 24 x 2						
Sound (dBA)	88	88	88	88	86	86	93	93	94	94	94	94	94	94	

For 156-360 Models



Model No.	Length	Return Air
	L	RL
036 to 072	102	61-1/2
092 to 150	115-1/8	79-1/2

Note - Due to Lennox' ongoing commitment to quality, all specifications, ratings and dimensions are subject to change without notice.



QUICK REFERENCE GUIDE



3- to 50-Ton Packaged Rooftop Units

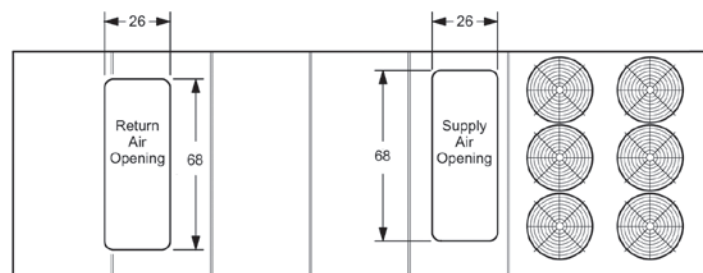
20- to 30-Ton Packaged Rooftop Performance Data (Gas or Electric Heat)

Size(Tons)	20 Ton	25 Ton	25 Ton	25 Ton	30 Ton	30 Ton	30 Ton
Efficiency	High	High	High	High	High	High	High
Model Number	LGH / LGH 242H4V	LGH / LGH 300H4B	LGH / LGH 300H4V	LGH / LGH 300H4M	LGH / LGH 360H4B	LGH / LGH 360H4V	LGH / LGH 360H4M
Blower Type	VAV	CAV	VAV	MSAV	CAV	VAV	MSAV
Net Cooling Capacity (Btuh)	238,000	300,000	300,000	300,000	354,000	350,000	350,000
Cooling Stages	4	4	4	4	4	4	4
Nominal Supply Air (cfm)	6800	8100	8100	8100	9600	8600	8600
IEER	15.5	12.5	14.3	14.4	11.6	13.5	14.0
EER	12.3 (LGH) 12.5 (LCH)	11.6 (LGH) 11.8 (LCH)	11.6	11.6	10.6 (LGH) 10.8 (LCH)	10.6 (LGH) 10.8 (LCH)	10.6 (LGH) 10.8 (LCH)
Gas Heat Size, (kBtuh)(stages)	260 (4) 360 (4) 480 (4)	260 (4) 360 (4) 480 (4)	260 (4) 360 (4) 480 (4)	260 (4) 360 (4) 480 (4)	260 (4) 360 (4) 480 (4)	260 (4) 360 (4) 480 (4)	260 (4) 360 (4) 480 (4)
Electric Heat Size (kW)	30, 45, 60, 90, 120						
Blower Motor Size (HP)	5, 7.5, 10	5, 7.5, 10	5, 7.5, 10	5, 7.5, 10	5, 7.5, 10	5, 7.5, 10	5, 7.5, 10
Net. Weight (lbs.) G/E	3,107	3,107	3,107	3,107	3,107	3,107	3,107
Net. Weight (lbs.) E/E	2,997	2,997	2,997	2,997	2,997	2,997	2,997
Weight-Shipping (lbs.) G/E	3,317	3,317	3,317	3,317	3,317	3,317	3,317
Weight-Shipping (lbs.) E/E	3,207	3,207	3,207	3,207	3,207	3,207	3,207
Cabinet Size-H x W x L (in.)	65 x 91 x 145						
Filter (Quantity/Size)	(12) 20 x 20 x 2						
Sound (dBA)	95	95	95	95	95	95	95

35- to 50-Ton Packaged Rooftop Performance Data (Gas or Electric Heat)

Size(Tons)	35 Ton	35 Ton	40 Ton	40 Ton	45 Ton	50 Ton
Efficiency	Standard	High	Standard	High	Standard	Standard
Model Number	LGH / LCH 420S4M/V	LGH / LCH 420H4M/V	LGH / LCH 480S4M/V	LGH / LCH 480H4M/V	LGH / LCH 540S4M/V	LGH / LCH 600S4M/V
Blower Type	MSAV/VAV	MSAV/VAV	MSAV/VAV	MSAV/VAV	MSAV/VAV	MSAV/VAV
Net Cooling Capacity (Btuh)	410,000	420,000	450,000	470,000	520,000	565,000
Cooling Stages	4	4	4	4	4	4
Nominal Supply Air (cfm)	14,000	14,000	14,800	14,000	15,000	16,000
IEER	13.2/13.0 13.5/13.2	14.5/14.0	13.2/13.0 13.5/13.2	14.5/14.0	13.7/13.6	13.5/13.2
EER	10.0	10.8	9.8	10.8	10.0	9.8
Gas Heat Size, (kBtuh) (stages)	500 (Fully Modulating), 800 (Fully Modulating)					
Electric Heat Size (kW)	30 - 120		30 - 150		45 - 165	45 - 180
Blower Motor Size (HP)	5 - 30	5 - 30	5 - 30	5 - 30	5 - 30	5 - 30
Net. Weight (lbs.) G/E	6,365	6,765	6,395	6,795	6,805	6,820
Net. Weight (lbs.) E/E	6,100	6,500	6,100	6,550	6,500	6,550
Weight-Max Rigging (lbs.)G/E	8,035	8,435	8,065	8,465	8,475	8,490
Weight-Max Rigging (lbs.)E/E	8,045	8,495	8,045	8,495	8,445	8,495
Cabinet Size-H x W x L (in.)	68 x 90 x 286					
Filter (Quantity/Size)	(11) 25 x 16 x 2					
Sound (dBA)	Not Specified					

For 420-600 Models



Unit MCA & MOCP Electrical Data (Standard Indoor Fan Motor)

LGH/LCH	Voltage	HP	MCA	MOCP
036H	208-230/1	0.5	28	40
	208-230/3	0.5	23	30
	460/3	0.5	12	15
	575/3	0.5	9	15
036S	208-230/3	0.75	19	30
	460/3	0.75	10	15
	575/3	0.75	7	15
	208-230/1	0.75	37	50
048H	208-230/3	0.75	28	40
	460/3	0.75	14	15
	575/3	0.75	10	15
	208-230/3	0.75	23	35
048S	460/3	0.75	11	15
	575/3	0.75	8	15
	308-230/1	1	46	70
	208-230/3	1	33	45
060H	460/3	1	15	20
	575/3	1	12	15
	208-230/3	1	28	40
	460/3	1	13	15
060S	575/3	1	10	15
	208-230/3	1	32	50
	460/3	1	14	20
	575/3	1	11	15
072H	208-230/3	1	29	45
	460/3	1	15	20
	575/3	1	11	15
	208-230/3	3	42	50
074H	460/3	3	20	25
	575/3	3	17	20
	208-230/3	3	41	50
	460/3	3	20	25
092H	575/3	3	17	20
	208-230/3	3	41	50
	460/3	3	20	25
	575/3	3	17	20
102H	208-230/3	3	46	50
	460/3	3	26	30
	575/3	3	18	20
	208-230/3	3	65	80
120H	460/3	3	30	35
	575/3	3	23	30
	208-230/3	3	57	60
	460/3	3	31	35
150H	575/3	3	25	25
	208-230/3	5	71	80
	460/3	5	39	45
	575/3	5	27	30
156H	208-230/3	5	87	100
	460/3	5	42	45
	575/3	5	32	35
	208-230/3	7.5	99	110
180H	460/3	7.5	54	60
	575/3	7.5	38	45
	208-230/3	7.5	129	150
	460/3	7.5	60	70
210H	575/3	7.5	46	50
	208-230/3	7.5	99	110
	460/3	7.5	54	60
	575/3	7.5	38	45
240H	208-230/3	7.5	145	150
	460/3	7.5	71	80
	575/3	7.5	54	60
	208-230/3	15	201	225
300S	460/3	15	99	110
	575/3	15	81	90
	208-230/3	15	207	250
	460/3	15	102	110
300H	575/3	15	84	100
	208-230/3	15	204	225
	460/3	15	106	125
	575/3	15	81	90
360H	208-230/3	15	210	250
	460/3	15	109	125
	575/3	15	84	100
	208-230/3	15	216	250
420S	460/3	15	111	125
	575/3	15	84	100
	208-230/3	15	282	300
	460/3	15	117	125
420H	575/3	15	94	110
	208-230/3	15	207	250
	460/3	15	102	110
	575/3	15	84	100
480S	208-230/3	15	204	225
	460/3	15	106	125
	575/3	15	81	90
	208-230/3	15	210	250
480H	460/3	15	109	125
	575/3	15	84	100
	208-230/3	15	216	250
	460/3	15	111	125
540S	575/3	15	84	100
	208-230/3	15	282	300
	460/3	15	117	125
	575/3	15	94	110

Factory- and Field-Installed Options

Option	Factory	Field	Option	Factory	Field
Cooling			Indoor air quality		
Conventional Fin/Tube Condenser Coil ¹	•		MERV 8 Filters	•	•
Cooling System Service Valves	•		MERV 13 Filters	•	•
Drain Pan Overflow Switch	•	•	Replacement Media Filter with Metal Mesh	•	•
PVC or Copper Condensate Drain Trap	•	•	IAQ (CO ₂) Sensors		•
Service Valves ²	•		UVC Germicidal Light Kit	•	•
Stainless Steel Condensate Drain Pan	•		Electrical		
Blower			Electrical Voltage	•	
Blower - Supply Air Motors	•		HACR Circuit Breakers	•	
Blower - Supply Air Drive Kits	•		Disconnect Switch	•	•
Blower Belt Auto-Tensioner	•		GFI Service Outlets	•	•
Heating			Weatherproof Cover for GFI		•
Bottom Gas Piping Kit	•	•	Phase Monitor (3 Phase Models Only)	•	
Combustion Air Intake Extensions		•	Electric Heat	•	•
Gas Heat Input	•		SCR (Silicon Controlled Rectifier)		
Low Temperature Vestibule Heater	•	•	Electric Heat Control ⁴		
LPG/Propane Conversion Kits	•	•	Economizer		
Stainless Steel Heat Exchanger	•		Economizer - Downflow or Horizontal with Barometric Relief	•	•
Vertical Vent Extension		•	Economizer Controls - Sensible	•	
Cabinet			Economizer Controls - Single Enthalpy	•	•
Combination Coil/Hail Guards		•	Economizer Controls - Differential Enthalpy	•	•
Corrosion Protection (indoor coil/outdoor coil)	•		Economizer Controls - Global Control	•	
Horizontal Discharge Kit ³		•	Horizontal Barometric Relief Dampers-Hood Furnished		•
Return Air Adaptor Plate ³	•	•	Outdoor air		
Controls			Manual Outdoor Air Dampers	•	•
CS3000 and CS7500	•	•	Motorized Outdoor Air Dampers	•	•
Commercial Thermostats			Power exhaust		
Blower Proving Switch	•	•	Standard Static	•	•
BACnet® Module	•	•	Humiditrol condenser reheat		
LonTalk® Module	•	•	Humiditrol® Dehumidification System	•	
Novar® 2051	•	•	Humiditrol Sensor Kit, Remote mounted		•
Novar® LSE	•		Roof curbs/ceiling diffusers		
L Connection® Building Automation System		•	Roof Curbs		•
Dirty Filter Switch	•	•	Ceiling Diffusers		•
Fresh Air Tempering	•	•			
SmartAirflow™ System (Supply and Ventilation Airflow Control) ⁴	•				
Smoke Detector Supply and/or Return	•	•			



Visit us at www.lennox.com
For the latest technical information, www.lennoxcommercial.com
Contact us at 1-800-4-LENNOX

©2019 Lennox Industries, Inc.

(14G47) 6/19 PC92164